

Strings in C

ITSC 2181: Introduction to Computer Systems
UNC Charlotte
College of Computing and Informatics

String Literals

- A **string literal** is a sequence of characters enclosed within double quotes:

`"When you come to a fork in the road, take it."`

- String literals may contain escape sequences.
- Character escapes often appear in **printf** and **scanf** format strings.
- For example, each `\n` character in the string

`"Candy\nIs dandy\nBut liquor\nIs quicker.\n --Ogden Nash\n"`

causes the cursor to advance to the next line:

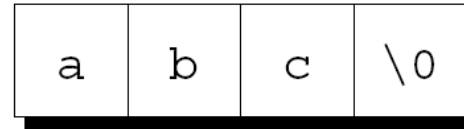
```
Candy
Is dandy
But liquor
Is quicker.
  --Ogden Nash
```

How String Literals Are Stored

- When a C compiler encounters a string literal of length n in a program, it sets aside $n + 1$ bytes of memory for the string.
- This memory will contain the characters in the string, plus one extra character—the ***null character***—to mark the end of the string.
- The null character is a byte whose bits are all zero, so it's represented by the `\0` escape sequence.

How String Literals Are Stored

- The string literal "abc" is stored as an array of four characters:



- The string "" is stored as a single null character:



(see [array_iteration.c](#) in *Code samples and Demonstrations in Canvas*) for an example of code to access individual characters in an array.

How String Literals Are Stored

- Since a string literal is stored as an array, the compiler treats it as a pointer of type **char ***
- Both **printf** and **scanf** expect a value of type **char *** as their first argument.
- The following call of **printf** passes the address of **"abc"** (a pointer to where the letter a is stored in memory):

```
printf("abc");
```

Operations on String Literals

- We can use a string literal wherever C allows a **char *** pointer:

```
char *p;
```

```
p = "abc";
```

- This assignment makes **p** point to the first character of the string.

Operations on String Literals

- String literals can be subscripted (like arrays):

```
char ch;
```

```
ch = "abc"[1];
```

The new value of **ch** will be the letter **b**.

- A function that converts a number between 0 and 15 into the equivalent hex digit:

```
char digit_to_hex_char(int digit)
{
    return "0123456789ABCDEF"[digit];
}
```

Operations on String Literals

- Attempting to modify a string literal causes undefined behavior:

```
char *p = "abc";
```

```
*p = 'd';    /*** WRONG ***/
```

- A program that tries to change a string literal may crash or behave erratically.

String Literals versus Character Constants

- A string literal containing a single character isn't the same as a character constant.

`"a"` is represented by a *pointer*.

`'a'` is represented by an *integer*.

- A legal call of **printf**:

```
printf("\n");
```

- An illegal call:

```
printf('\n');    /* ** WRONG ** */
```

String Variables

- If a string variable needs to hold **80** characters, it must be declared to have length **81**:

```
#define STR_LEN 80
```

```
...
```

```
char str[STR_LEN+1];
```

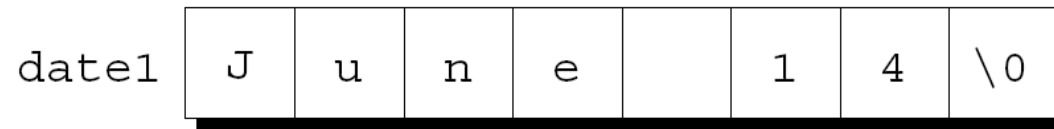
- Adding 1 to the desired length allows room for the *null* character at the end of the string.
- Defining a macro that represents the string's length and adding 1 is a common practice.

Initializing a String Variable

- A string variable can be initialized at the same time it is declared:

```
char date1[8] = "June 14";
```

- The compiler will automatically add a *null* character so that `date1` can be used as a string:



- `"June 14"` is not a string literal in this context. Instead, C views it as an abbreviation for an array initializer.

Initializing a String Variable

If the initializer is too short to fill the string variable, the compiler adds extra null characters:

```
char date2[9] = "June 14";
```

Appearance of **date2**:

date2	J	u	n	e		1	4	\0	\0
-------	---	---	---	---	--	---	---	----	----

Reading and Writing Strings

- Writing a string is easy using either `printf` or `puts`.
- Reading a string is a bit harder, because the input may be longer than the string variable into which it is being stored.
- To read a string in a single step, we can use either `scanf` or `gets`.
- As an alternative, we can read strings one character at a time.

A Special Case of Array Declaration

- Declaring a pointer to a **string literal** also allocates the memory containing that string
- Example: `char *str = "This is a string";`

is equivalent to... `char str[] = "This is a string";`

Except! **first version is read only** (cannot modify string contents in your program)

(see `string_test.c` in Code samples and Demonstrations in Canvas).

Doesn't work with other types or arrays, ex.:

```
int *nums = {0, 1, 2, 3, 4}; /* won't work! */
char *str = {'T', 'h', 'i', 's'}; /* no NULL char */
```

The C Standard Library

Manipulating Strings and Characters

Standard Library: `<ctype.h>`

- The C Standard Library has many functions for **checking** whether a character is a digit, is upper case, ...
 - `isalnum(c)`, `isalpha(c)`, `isspace(c)`, ...
- Also, functions for **converting** to upper case and converting to lower case
 - `toupper(c)`, `tolower(c)`, ...
- The input argument is an `int` and the return value is an `int`
 - Works fine with unsigned chars or 7-bit character types
 - Need to cast to `unsigned char` for safety

<ctype.h> (cont'd)

Checking:

isalnum (c)	c is a letter or a digit
isalpha (c)	c is a letter
isdigit (c)	c is a decimal digit
islower (c)	c is a lower-case letter
isspace (c)	c is white space (\f \n \r \t \v)
isupper (c)	c is an upper-case letter

Converting:

tolower (c)	convert c to lower case
toupper (c)	convert c to upper case

Only a partial list. For full list see library or

https://en.wikibooks.org/wiki/C_Programming/ctype.h/Function_reference.

`scanf()` and `printf()` for Strings

`sscanf(s, "...", ...)` scans a **string** (instead of `stdin`) for expected input

`sprintf(s, "...", ...)` outputs to a **string** (instead of `stdout`) the specified output

(see `sscanf_example.c` in *Code samples and Demonstrations in Canvas*)

sscanf and sprintf Example

```
char input[80] = "55 cars";  
char output[80] = "";  
int total_cars = 0;  
  
sscanf(input, "%d", &total_cars);  
  
sprintf(output, "Total Cars: %d\n", total_cars);  
printf(output);
```

(see `sscanf_example.c` in *Code samples and Demonstrations in Canvas*)



Using the C String Library

- The C library provides a rich set of functions for performing operations on strings.
- Programs that need string operations should contain the following line:
`#include <string.h>`
- In subsequent examples, assume that `str1` and `str2` are character arrays used as strings.

The `strcpy` (String Copy) Function

- Prototype for the `strcpy` function:
`char *strcpy(char *s1, const char *s2);`
- `strcpy` copies the string `s2` into the string `s1`.
 - To be precise, we should say “`strcpy` copies the string pointed to by `s2` into the array pointed to by `s1`.”
- `strcpy` returns `s1` (a pointer to the destination string).

(see `remind.c` in Code samples and Demonstrations in Canvas)

The `strcpy` (String Copy) Function

- A call of `strcpy` that stores the string "`abcd`" in `str2`:

```
strcpy(str2, "abcd");  
/* str2 now contains "abcd" */
```

- A call that copies the contents of `str2` into `str1`:

```
strcpy(str1, str2);  
/* str1 now contains "abcd" */
```

(see `remind.c` in Code samples and Demonstrations in Canvas)

The `strcpy` (String Copy) Function

- In the call `strcpy(str1, str2)`, `strcpy` has no way to check that the `str2` string will fit in the array pointed to by `str1`.
- If it doesn't, undefined behavior occurs.

(see `remind.c` in Code samples and Demonstrations in Canvas)



The **strncpy** (Safe String Copy) Function

- Calling the **strncpy** function is a safer, albeit slower, way to copy a string.
- **strncpy** has a third argument that limits the number of characters that will be copied.
- A call of **strncpy** that copies **str2** into **str1**:
`strncpy(str1, str2, sizeof(str1));`

The **strncpy** (Safe String Copy) Function

- **strncpy** will leave **str1** without a terminating null character if the length of **str2** is greater than or equal to the size of the **str1** array.
- A safer way to use **strncpy**:

```
strncpy(str1, str2, sizeof(str1) - 1);  
str1[sizeof(str1)-1] = '\0';
```
- The second statement guarantees that **str1** is always null-terminated.

The **strlen** (String Length) Function

- Prototype for the **strlen** function:
`size_t strlen(const char *s);`
- **size_t** is a **typedef** name that represents one of C's unsigned integer types.

The `strlen` (String Length) Function

- `strlen` returns the length of a string `s`, not including the null character.
- Examples:

```
int len;
```


```
len = strlen("abc");    /* len is now 3 */  
len = strlen("");      /* len is now 0 */  
strcpy(str1, "abc");  
len = strlen(str1);    /* len is now 3 */
```

Standard Library: `<string.h>`

- `<strings.h>` on some machines
- Lots of string processing functions for
 - copying one string to another
 - comparing two strings
 - determining the length of a string
 - concatenating two strings
 - finding a substring in another string
 - ...
- Function headers at end of slides
- A good reference site is <http://www.cplusplus.com/>

(see `string_comparison_example.c` in
Code samples and Demonstrations in Canvas)

<stdlib.h> String Functions

- `double atof(char s[])` converts a string to a **double**, ignoring leading white space
- `int atoi(char s[])` converts a string to an **int**, ignoring leading white space
 - These don't return information about errors
- (instead of...) 
- Could also use
 - `strtol`
 - `strtod/f`

```
int num = 0;
while (isspace(c = getchar()))
    ;
while (isdigit(c)) {
    num = num * 10 + c - '0';
    c = getchar();
}
```

References

- S. J. Matthews, T. Newhall and K. C. Webb, *Dive into Systems*, Version 1.2. Free online textbook, available at:
<https://diveintosystems.org/book/>
- K. N. King, *C Programming: A Modern Approach*, 2nd Edition. W. W. Norton & Company. 2008.
- D.S. Malik, *C++ Programming: From Problem Analysis to Program Design*, Seventh Edition. Cengage Learning. 2014.